

2nd Course

Organization:
**ΕΠΠΙΚΟΣ
ΝΤΥΝΑΝ**
Hospital Center
Henry Dunant
Hospital Center
Εππίκος Ντυνάν

In cooperation with:



Balkan Foot
and Ankle Society
(BAFAS)

A L L A B O U T forefoot

Hands on fresh frozen
cadaveric specimens

**June,
20th -21st, 2025**

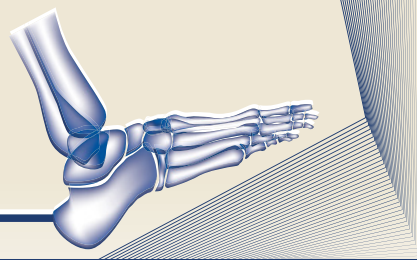
Thessaloniki, Greece

Laboratory of Anatomy & Surgical Anatomy of
Aristotle University of Thessaloniki (Workshop) &
Teloglion Fine Arts Foundation (Lectures)
Thessaloniki, Greece



PRELIMINARY PROGRAM

2nd Course



WELCOME ADDRESS

Dear colleagues and friends,

We are pleased to announce the organization of the **2nd Cadaveric Course "All about forefoot - Hands on fresh frozen cadaveric specimens"** which will take place on **June 20th - 21st, 2025, in Thessaloniki, Greece..**

The Course is organized in cooperation with the Balkan Foot and Ankle Society (BAFAS).

In recent years we witnessed a significant increase of interest among orthopaedic surgeons in Foot and Ankle surgery and that's why many worldwide experts have been invited to share with us their knowledge and experience. The topics that will be presented in the Course will cover a great range of the forefoot surgical procedures focusing on teaching safe Foot & Ankle surgery.

The theoretical part of the Course will be held at the Teloglion Fine Arts Foundation while the educational program on fresh frozen cadaveric specimens will take place at the Laboratory of Anatomy and Surgical Anatomy of Aristotle University of Thessaloniki.

As hosts and organizers we shall spare no effort in making your participation scientifically rewarding and as meaningful as possible. We hope in your active participation.

Sincerely yours,
The Presidents of the Course

MD. Antonios Pettas

Senior Consultant in Orthopaedic Surgery
Thessaloniki, Greece
CEO and Co-founder of Scandinavian Medical
Center, Limassol, Cyprus

Athanasios Badekas

Orthopaedic Surgeon-Traumatologist,
Director, 3rd Orthopaedic Clinic Henry Dunant
Hospital Center, Athens, Greece

COMMITTEES

Presidents

Antonios Pettas (Greece)
Athanasios Badekas (Greece)

Scientific Committee

Atanas Katsarov (Bulgaria)
Federico Uselli (Italy)
Levon Makinyan (Russia)
Altug Tanriover (Turkey)
Alexey Mazalov (Russia)
Matej Drobnic (Slovenia)
Nikolaos Gougoulas (Greece)
Andrzej Komor (Poland)
Spyros Manthas (Greece)
Dimitrios Arapoglou (Greece)



Teloglion Foundation of Fine Arts

09.00-10.00 **SESSION I**

INTRODUCTION

Chairs: **A. Pettas (Greece), A. Badekas (Greece)**

Welcoming of the Presidents and introduction of the course

Introduction of BAFAS

A. Katsarov

Biomechanics of the foot

A. Badekas

10.00-11.30 **SESSION II**

HALLUX VALGUS SURGERY

Chairs: **N. Gougoulas (Greece), F. Uselli (Italy)**

Scarf technique when and how

A. Mazalov

Modified Chevron and other distal and midshaft osteotomies

A. Pettas

Lapidus and proximal osteotomy

N. Gougoulas

PECA

F. Uselli

Complication of Hallux valgus surgery

A. Pettas

Open or percutaneous surgery? Evidence!

N. Gougoulas

11.30-11.50 *Coffee break*



Laboratory of Anatomy & Surgical Anatomy, AUTH

11.50-13.30 **SESSION III**
PRACTICE ON CADAVERS

Chevron

A. Pettas

Scarf

A. Badekas

Lapidus

N. Gougoulis

Teloglion Foundation of Fine Arts

13.30-14.30 **Lunch break**

14.30-16.20 **SESSION IV**
HALLUX RIGIDUS AND METATARSALGIA
Chairs: **L. Makinyan (Russia), A. Komor (Poland)**

Hallux rigidus

M. Drobnic

Morbus freiberg

A. Pettas

Morton's neuroma

M. Drobnic

Transient metatarsalgia, DMMO

A. Tanriover

Taylors bunion

L. Makinyan

Osteotomy techniques on small metatarsals

N. Gougoulis

Case discussion

Laboratory of Anatomy & Surgical Anatomy, AUTH

16.20-18.00 **SESSION VI**
PRACTICE ON CADAVERS

Weil

A. Tanriover

Helal

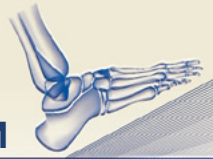
A. Tanriover

Chevronette or reverse Wilson

L. Makinyan

MTP1 arthrodesis

H.-J. Trnka



09.00-10.30 SESSION I

FOREFOOT DEFORMITIES

Chairs: **A. Pettas (Greece), A. Katsarov (Bulgaria)**

Rheumatoid foot

A. Tanriover

Diabetic foot

A. Mazalov

Brachymetatarsia

L. Makinyan

Sesamoid disorders

D. Arapoglou

Case presentations

10.30-11.00 Coffee break

11.00-13.00 SESSION II

OTHER FOREFOOT CONDITIONS

Chairs: **A. Tanriover (Turkey), A. Mazalov (Russia)**

Plantar plate repair

A. Komor

5th metatarsal fractures

A. Badekas

Hammertoe, mallet toe and claw toe procedures

L. Makinyan

Lateral lengthening and Cotton: Weight bearing CTScan planning.

F. Uselli

Jones procedure

A. Tanriover

Treatment of Hallux valgus in children

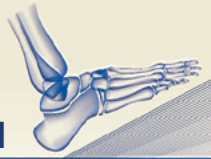
A. Katsarov

The role of diagnostics in forefoot disease

S. Manthas

Case presentations

13.00-14.00 Lunch break



Laboratory of Anatomy & Surgical Anatomy, AUTH

14.00-16.00 **SESSION III**
PRACTICE ON CADAVERS

Jones procedure

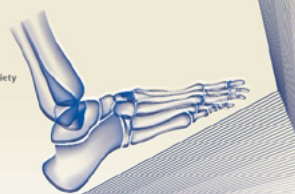
A. Komor

PIP arthrodesis

A. Pettas

Stabilization of 5th MT after Jones fracture

A. Badekas



GENERAL INFORMATION

Date

June, 20th-21st 2025

Workshops

Laboratory of Anatomy and Surgical Anatomy of Aristotle University of Thessaloniki (*University Campus, Thessaloniki, Greece, Tel.: 0030 2310999305-2310 999681, anatomylab.web.auth.gr*)

Lectures

Teloglion Foundation of Fine Arts, (*Agiou Dimitriou 159A, Str., Thessaloniki, Greece, Tel.: 0030 2310 991377, www.teloglion.gr*)

Official Language

English will be the official language of the Course and no simultaneous translation will be provided.

CME Accreditation

The Course has been accredited with **ECMECs credits** by the EACCME.

Certificate of attendance

The certificates will be sent by the end of the Course and as soon as the evaluation form will be submitted to the Course Secretariat.

Presentations

Available audiovisual equipment for all presentations will be through power point presentation. For power point presentations, your presence to the “technical reception desk” is required one hour prior to the time of your presentation in order to check the compatibility of your usb stick. Use of personal computers will not be permitted.

Exhibition

Within the Course area there will be an exhibition of medical equipment and pharmaceutical products.

2nd Course

ALL ABOUT forefoot

Hands on fresh frozen
cadaveric specimens

Organization:
ΕΠΙΧΕΙΡΗΣΗ
ΝΕΥΡΙΑΝ
Hospital Center
Επίσκοπος Νευριάς

In cooperation with:
BAFAS
Balkan Foot
and Ankle Society
(BAFAS)



June,
20th -21st, 2025

Thessaloniki, Greece
Laboratory of Anatomy & Surgical Anatomy of Aristotle University of Thessaloniki (Workshop)
& Teloglion Fine Arts Foundation (Lectures) Thessaloniki, Greece

GENERAL INFORMATION

Registration Fees

Registration Type	Cost
Specialists (lectures & cadaveric workshop)	800,00€
Residents (lectures & cadaveric workshop)	800,00€

24% VAT is not included in the above registration rates

Course Secretariat



Global Events
...makes the difference!
Conference & Event Management

Thessaloniki:

50 A Stadiou Str., 55534, Pylaia, Thessaloniki

Tel.: 2310 247734-43,

Email: info@globalevents.gr

Athens:

2 Valestra str. & 168 A. Syngrou Av., 17671, Athens

Tel.: 210 3250260, **Email:** athens@globalevents.gr

www.globalevents.gr

A L L A B O U T
forefoot
